

GEORGIA GOVERNOR RACE, 2018

GEORGIA DEMOGRAPHICS

	2018 Census Estimate	2010 Census
	10,519,475	9,687,653
White	52.9%	55.9%
African American	32.2%	30.5%
Hispanic	9.6%	8.8%
Asian	4.2%	3.2%

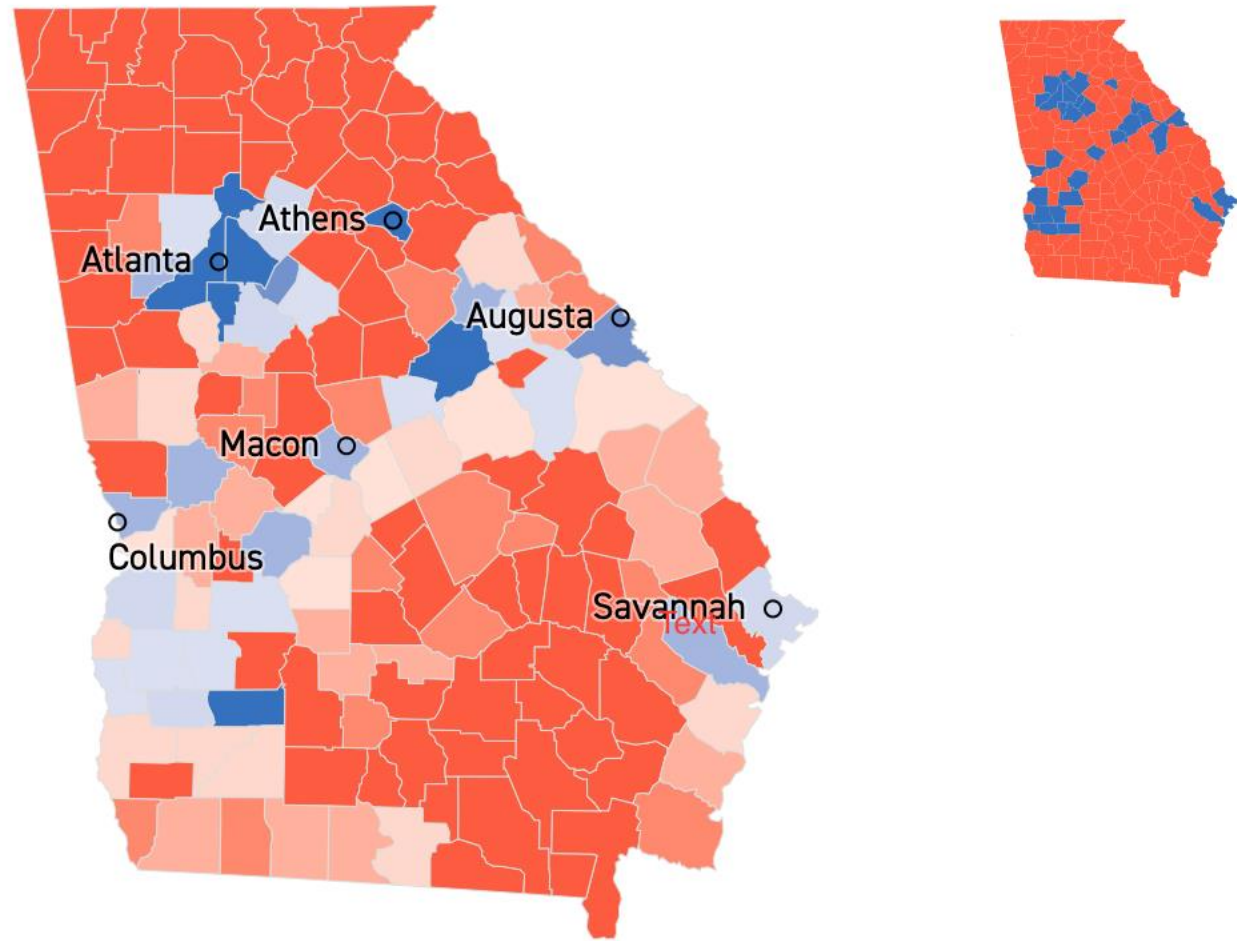
Note. 10% Foreign Born, 2014-2017

2016 KAISER FOUNDATION

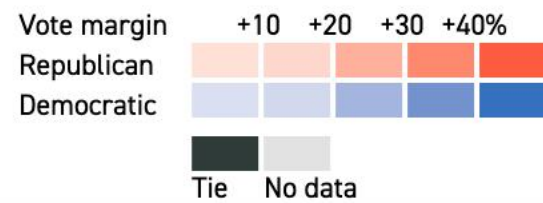
	Registration	Turnout
State-wide	69.4%	60.2%
White	73.1%	63.8%
African American	68.8%	59.7%
Hispanic	50.2%	47.9%
Asian	44.9%	31.3%

ELECTION RETURNS, 2014, 2016, 2018

2018 Governor		2016 President		2014 Governor	
Kemp	1,978,408 (50.2%)	Trump	2,089,104 (51.0%)	Deal	1,341,161 (52.8%)
Abrams	1,923,685 (48.8%)	Clinton	1,877,963 (45.9%)	Carter	1,138,476 (44.8%)
Others	37,235 (0.9%)			Other	60,151 (2.4%)



WINNERS BY MARGIN



MARGINS

2018 Governor		2016 President		2014 Governor	
Kemp	1,978,408 (50.2%)	Trump	2,089,104 (51.0%)	Deal	1,341,161 (52.8%)
Abrams	1,923,685 (48.8%)	Clinton	1,877,963 (45.9%)	Carter	1,138,476 (44.8%)
Other	37,235 (0.9%)			Other	60,151 (2.4%)

2018	From 2016	From 2014
Kemp	-110,696	+637,237
Abrams	+45,722	+785,209

Abrams needed 17,800 to qualify for the run off and 15,400 for a recount

ACCESS — REGISTRATION

- Process to register - Database search:
 - DMV
 - 4 digits SSN
- Confirmed, pending, rejected
- Atlanta Journal Constitution investigation

ACCESS — REGISTRATION

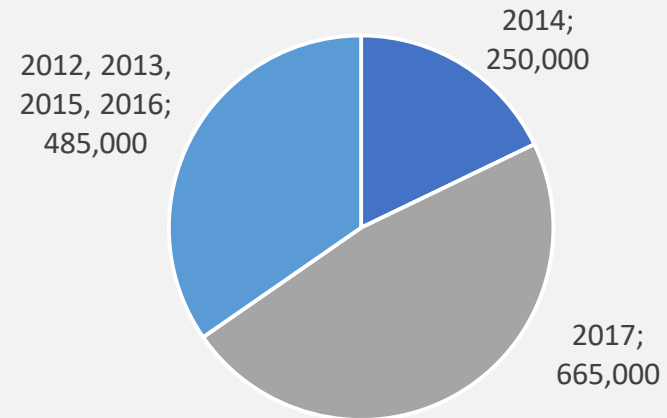
Atlanta Journal Constitution found 53,000 pending	
African American	70%
Hispanic	17%
White	13%

	2018 Census Estimate	2010 Census
	10,519,475	9,687,653
White	60.8%	55.9%
African American	32.2%	30.5%
Hispanic	9.6%	3.8%
Asian	4.2%	0%

ACCESS — REGISTRATION

- Naturalized Citizens – 3,100
- Exact Match
 - Signature
 - Address
 - DOB
 - Two last names
 - Hyphenated
 - Hard to spell
 - Space – Del Rio

Merge Purge - 1.4 Million 2012-2017



VOTING

- Absentee ballots/applications/ballots: 283,839
- No uniform responsibility to respond
- Mailing absentee ballots: 2-5 days first class; 3-10 days
- Election day- provisional ballots

- Early voting – Monday, October 15
- 2.1 million early voters by November 5
- Black votes matter – Jefferson County

POLLING STATIONS

- 305 stations closed
 - 53 of 159 counties have fewer polling stations than in 2012
 - 39 counties with higher poverty rate
 - 30 counties with African American population in excess of 30%
 - 7 counties added 34 polling stations; Fulton
-
- ADA Compliance
 - Cost/Size
 - Stations used in April/May local elections

DRE VOTING MACHINES

- Machines purchased in 2002-2004; supported by Windows and Ballot Access
- Demonstrated security problems
- No Paper Trail
- Programming – Lieutenant Governor; 123,172 margin but 160,000 undervote - 1% on provisional ballots and 4.5% of screens
- Condition/Functioning/Distribution affects lines
- Georgia approves replacement in 2019 Legislative Session.

PROVISIONAL BALLOTS

- Variances – Voter ID; Exact Match; Absentee Application
- Signatures – October 24 restraining order
- Supply
- Special pens
- Ballot design – signature, date line confusion
- Bilingual instructions
- Gwinnett County rejected 37% of provisional ballots; 60% non-white due to “insufficient oath information”

CONFLICT

- Secretary of State supervising election while candidate for Governor
- Resignation two days after election
- Certification Friday but delayed due to court ruling on uncounted provisional ballots

CONCLUSIONS

1. “Promulgating, adopting and enforcing uniform standards and procedures”
2. Uneven application of the law
3. Fraud, malpractice, malfeasance or misfeasance